



ET90

Tracked Conventional Tail Excavators




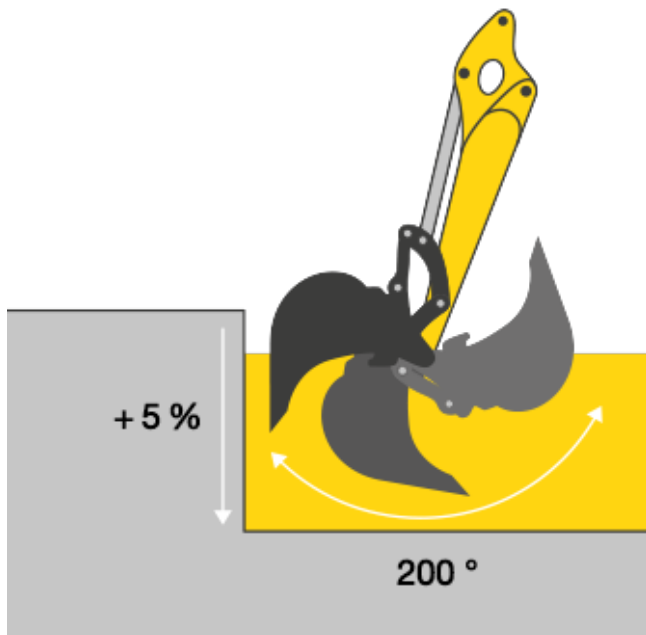
The economic powerhouse: ET90

The fuel consumption of the ET90 is up to 30 percent lower than with comparable models – this reduces the operating costs significantly. At the same time, it scores in applications with an excellent engine and hydraulic performance. This efficient combination provides for first-class digging power with up to 20% more bucket breakaway force. Conversely, the economical load sensing hydraulic system allows for finely controllable lifting arm movements with a full performance at the same time. Whether power or precision – the ET90 is exactly the right excavator for any application.

- Precise and sensitive operation thanks to the load sensing hydraulic system with LUDV (load-independent flow control)*
- Low consumption due to the economical ECO mode
- Up to 5 auxiliary control circuits for the most varied attachments
- Extremely compact and maneuverable
- Maintenance and service made easy due to the tiltable cabin as well as the diagnostic tool

* Load-independent flow distribution

Economical and powerful

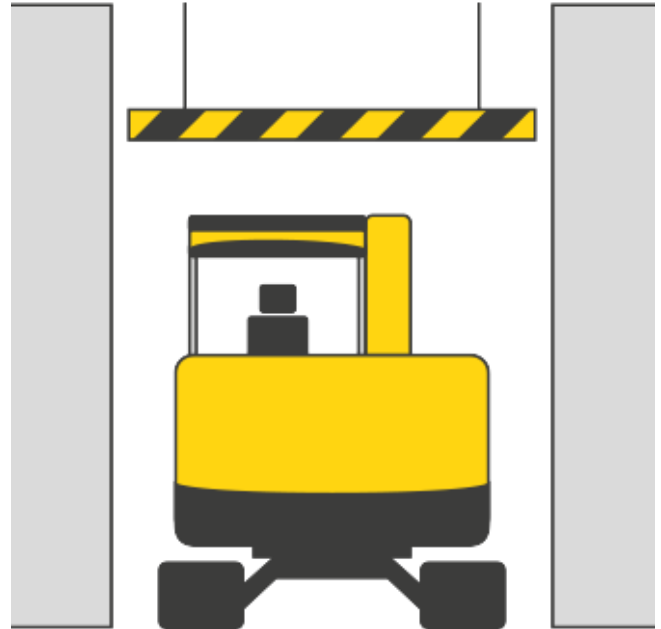


- Optimal force distribution when excavating and up to 20% more breakaway force: plunge in deeper and excavate more powerfully
- Less material loss in the bucket due to an expanded angle of rotation of 200 degrees
- Articulated boom for greater reach, digging depth and dumping height
- Up to 30 % less fuel consumption

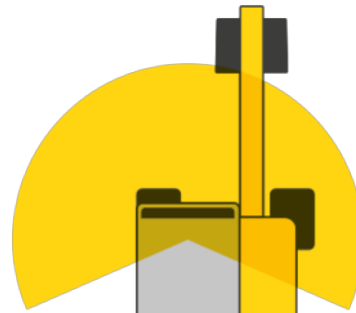


Reduced dimensions

- Significantly lower height and width than comparable competition models
- Easily master tight construction sites and low passages
- Higher level of stability due to the low center of gravity
- Easy to transport



Cabin, sight and operating comfort



- Innovative solution for the optimal view – boom to the right next to the cabin
- Operator comfort: spacious cabin, air cushioned seat and automatic air-conditioning system
- Innovative front windshield system: two-part windshield can be slid up and moved - rain roof position
- LED headlights for optimal illumination
- Rear camera for more safety when in reverse operation



Jog dial system

- Technology from the automotive sector
- For the direct control of central functions
- Intuitive to operate





Technical specifications

Operating data

Shipping weight min.	8,348 kg
Operating weight min.	8,710 kg
Biting force max. (ISO 6015)	46 kN
Breakaway force max. (ISO 6015)	74 kN
Digging depth max.	4,679 mm
Dumping height max.	5,940 mm
Digging radius max.	7,889 mm
Superstructure slewing speed	9 1/min
L x W x H	7,139 x 2,250 x 2,562 mm

Engine / Motor

Engine / Motor manufacturer	Deutz
Engine / Motor type	TCD 2.9 DOC only
Engine / Motor	Liquid-cooled 4-cycle turbo in-line engine, direct injection, exhaust gas turbocharger and intercooling
Displacement	2,925 cm ³
RPM / speed	2,200 rpm
Engine performance according to ISO	55.4 kW
Battery	88 Ah
Tank capacity	85 l

Hydraulic system

Duty pump	Variable displacement pump
Flow rate	175.8 l/min
Operating pressure for working and driving hydraulics	300 bar
Operating pressure swing gear	240 bar
Hydraulic oil tank	92 l

Wheel set

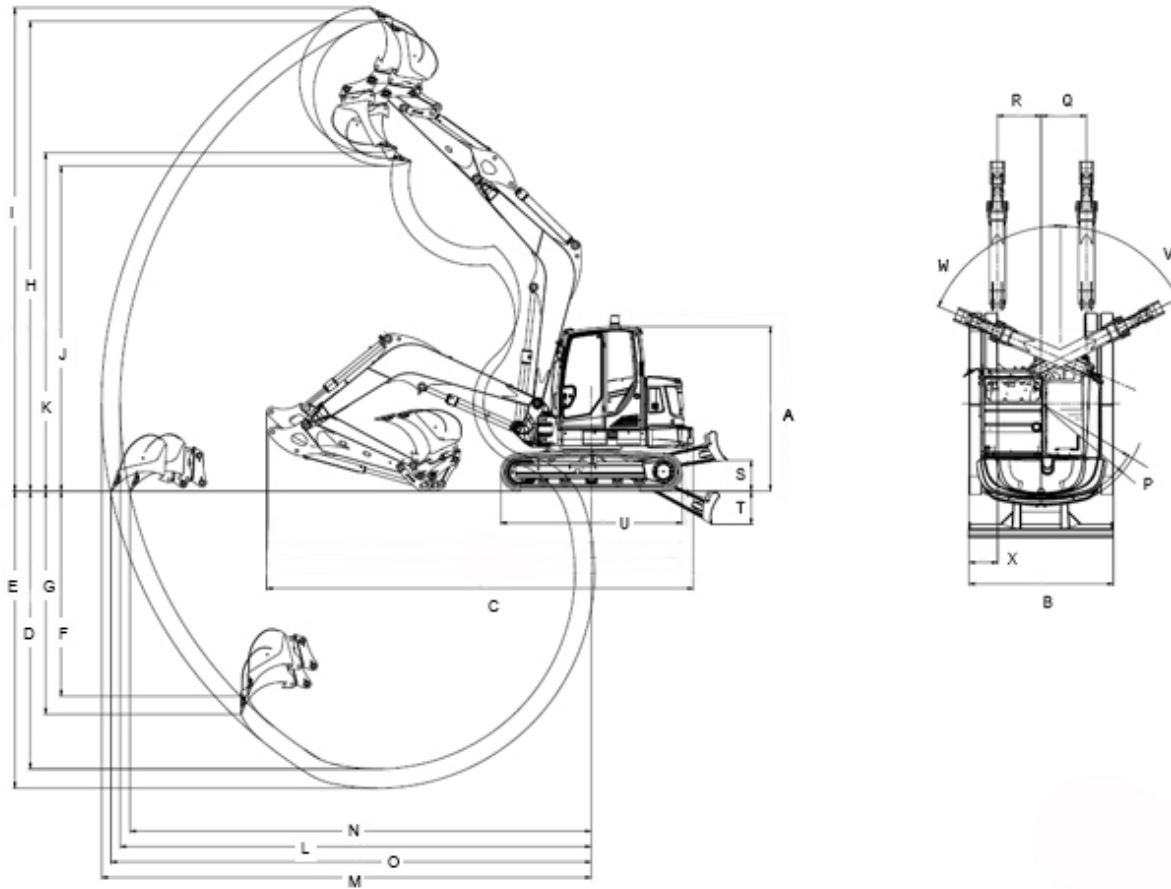
Travel speed max.	5 km/h
Gradeability	27 %
Chain width	450 mm



Ground clearance	284 mm
<hr/>	
Dozer Blade	
Stroke dozer blade above subgrade	479 mm
Stroke dozer blade below subgrade	518 mm
<hr/>	
Sound level	
Sound level (LwA) according to 2000/14/EC	99 dB(A)
Cabin - specified sound pressure level LpA according to ISO 6394	79 dB(A)



Dimensions



	monobloc boom	articulated boom
B Width Fahrwerk mm	2,250	2,250
Transport length kurzer Löffelstiel mm	7,117	6,468
C Transport length langer Löffelstiel mm	7,139	6,690
D Digging depth kurzer Löffelstiel mm	4,252	4,379
E Digging depth langer Löffelstiel mm	4,625	4,679
F Insertion depth kurzer Löffelstiel mm	3,192	3,198
G Insertion depth langer Löffelstiel mm	3,474	3,456
J Dumping height kurzer Löffelstiel mm	5,066	5,674
K Dumping height langer Löffelstiel mm	5,272	5,940
L Digging radius kurzer Löffelstiel mm	7,331	7,596
M Digging radius langer Löffelstiel mm	7,620	7,889
N Range kurzer Löffelstiel mm	7,179	7,463



O	Range langer Löffelstiel mm	7,474	7,751
P	Rear swivel radius ohne Zusatzgewicht mm	1,583	1,583
T	Scraping depth unter Planum mm	518	518
	Boom slewing radius Mitte mm	2,503	2,840
U	Length Laufwerkslänge gesamt mm	2,826	2,826
V	Turning angle Armsystem nach rechts °	63	63
W	Turning angle Armsystem nach links °	67	67
B	Width Planierschild mm	2,250	2,250

Please note

that product availability can vary from country to country. It is possible that information / products may not be available in your country. More detailed information on engine power can be found in the operator's manual; the stated power may vary due to specific operating conditions.

Subject to alterations and errors excepted. Applicable also to illustrations.

Copyright © 2016 Wacker Neuson SE.